

# AIM Italia

AND THE MARKETS DEDICATED TO SMEs AT THE CENTER OF THE STAGE



## Key takeaways 2020:

- 137 AIM Italia companies as of December 31<sup>st</sup>, 2020, including 3 companies on AIM PRO.
- €5.9bn market cap as of December 31<sup>st</sup>, 2020, -11% vs. December 31<sup>st</sup> 2019.
- 21 IPOs, €136m funds raised in 12M 2020. 2 admissions and 5 transitions to the main market. 9 delistings.
- AIM UK: 32 IPOs/Admissions in 2020, 76 delistings. Total money raised in IPO in 2020: £486.6m.
- Euronext Growth and Access: 71 IPOs/Admissions in 2020. Total money raised in IPO in 2020: €2.08bn.

## As of May 31<sup>st</sup> 2021:

- 144 AIM Italia companies as of May 31<sup>st</sup>, 2021, including 5 companies on AIM PRO and 2 companies suspended.
- €7.5bn market cap as of May 31<sup>st</sup>, 2021, + 29% vs. May 31<sup>st</sup> 2020.
- 10 IPOs, €287m funds raised in 5M 2021. 2 delistings and 2 transitions to the main market.
- AIM UK: 28 IPOs/Admissions in 2021, 25 delistings. Total money raised in IPO in 2021: £334m.

# AIM Italia Overview and Fundraising

## Market Cap (€bn) and number of AIM Italia companies, 2009-May 2021

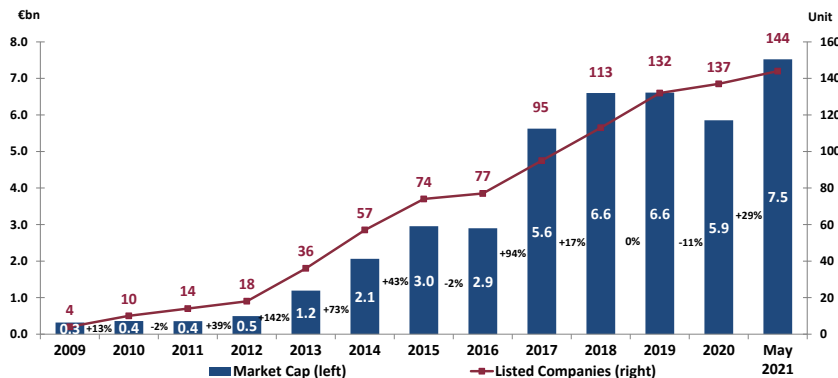
137 AIM Italia companies as of December 31st, 2020

Market cap €5.9bn, -11% vs. year-end 2019 (suspended companies excluded)

21 IPOs in 2020, -32% vs 2019

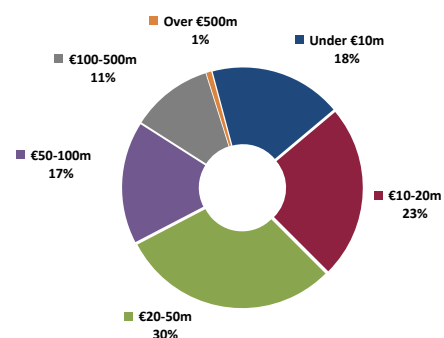
3 IPOs on AIM PRO new segment in 2020

10 IPOs in 5M 2021 vs 1 IPOs in 5M 2020

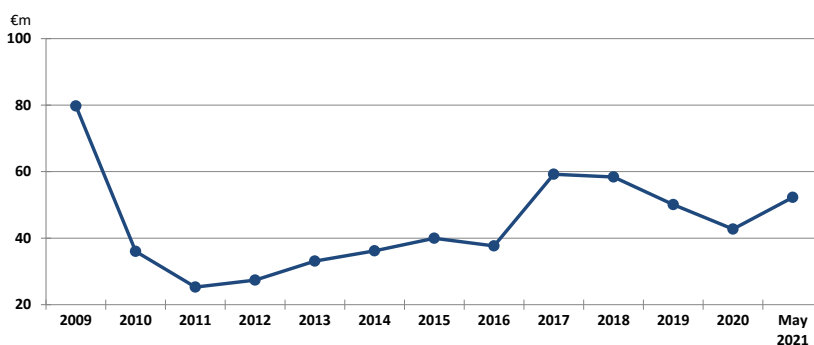


Source: EnVent on public data, Borsa Italiana, Bloomberg

## Market Cap distribution as of 31.05.2021



## Average Market Cap (€m) per AIM Italia company



Average Market Cap of 43 €m in 2020, -15% vs 2019

Average Float in IPO of 24.8% in 2020

Average Market Cap of €52m as of May 2021, +22% vs December 2020

\*Cdr Advance Capital and Sirio not included because suspended  
Source: EnVent on public data, Borsa Italiana, Bloomberg

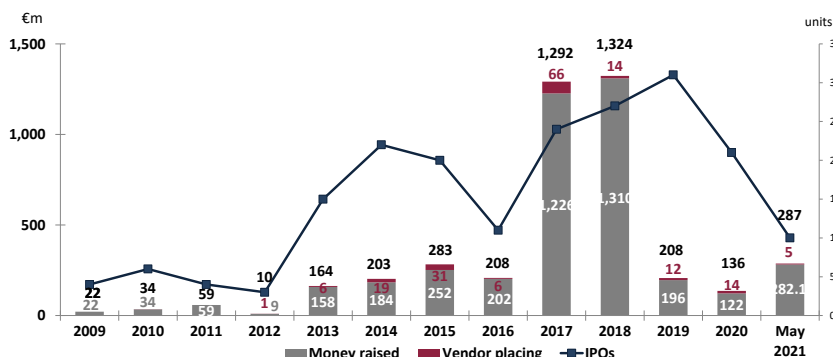
## Funds collected in IPO on AIM Italia (€m), 2009-May 2021

Over €130m funds raised in 2020

(most of capital raised in 2017 and 2018 attributable to SPACs)

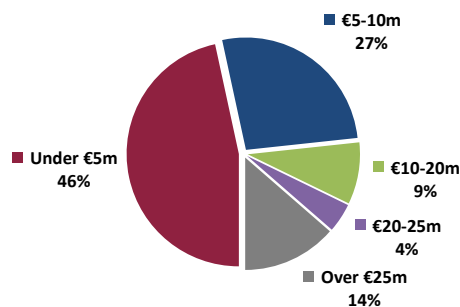
2020 totals €136m funds raised. €122m from money raised and 14 €m from vendor placings

€4.22bn raised in IPO since the launch of AIM Italia



Source: EnVent on public data, Borsa Italiana, websites and Admission Documents - Note: Money raised includes funds collected by companies through newly issued shares. Vendor placings include funds invested by existing shareholders from the sale of existing shares, including the exercise of greenshoe options. Figures also include funds collected in IPO by subsequently delisted companies

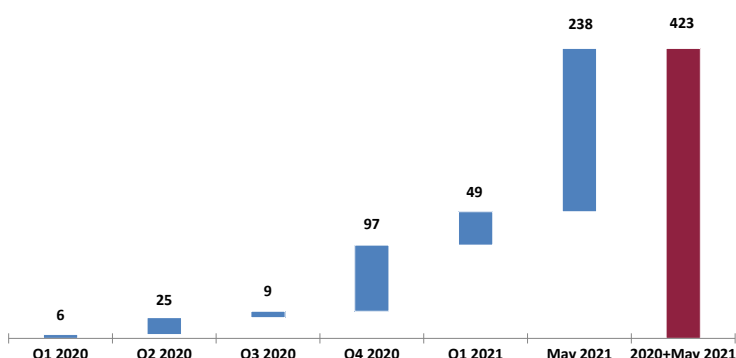
**Money raised in IPO 2009 – May 2021**



**Around 86% of IPOs were focused in the second half of the year, partly due to the pandemic explosion**

**€287m funds raised in 5M 2021: €282m from money raised and €5m from vendor placing**

**Funds collected in IPO on AIM Italia (€m), overview by interim periods**



Source: EnVent on public data, Borsa Italiana, listed companies websites and Admission Documents - Note: Funds collected include both money raised and vendor placings

**Value and volumes traded on AIM Italia, 2009-May 2021**

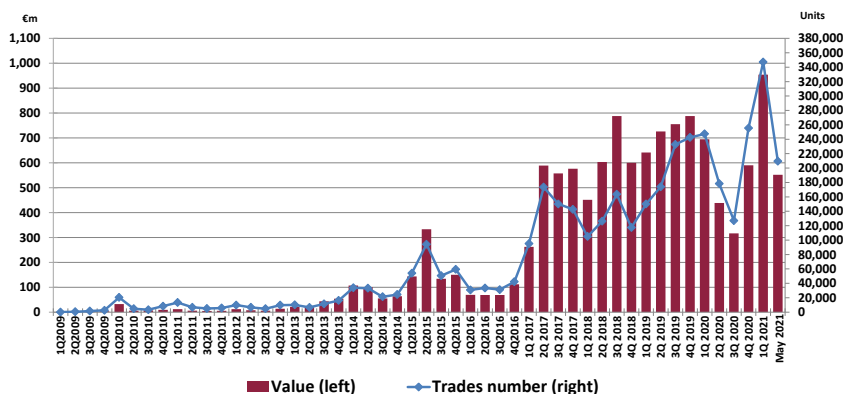
**808k total trades in 2020, +1% vs 2019**

**€2.039bn total value in 2020, -30% vs 2019**

**Stable liquidity since 2017 on all indices**

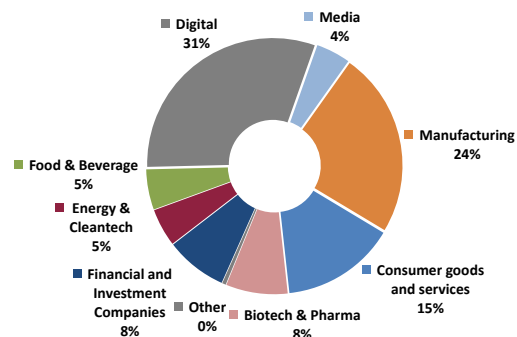
**AIM Italia down in 2020, it is the first market to be affected during crises**

**5M 2021 AIM Italy turnover velocity up +6% vs 5M 2020**



Source: EnVent on Borsa Italiana Monthly Update

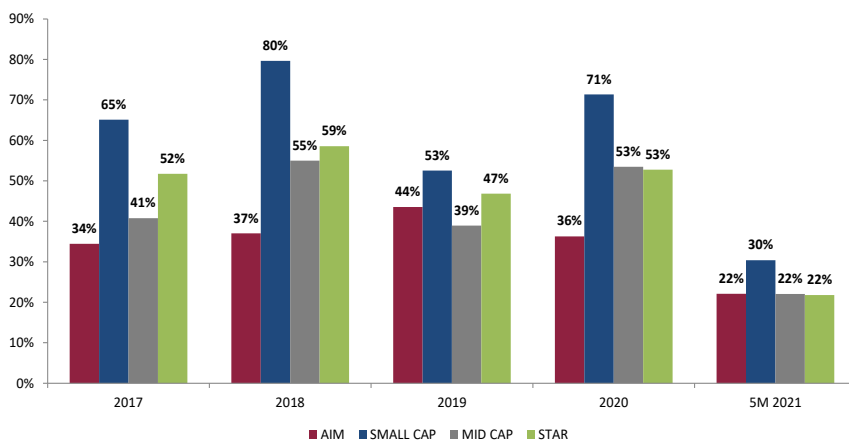
**Market cap by industry at 31.05.2021**



\*Cdr Advance Capital and Sirio not included because suspended

Source: EnVent on public data, Borsa Italiana, listed companies websites and Admission Documents

**Turnover velocity per year: a comparison between AIM Italia, Small Cap, Mid Cap and STAR 2017 – 2020 and 5M 2021**



Small Cap and Mid Cap include Star companies

Source: EnVent on Bloomberg data

# 2020 AIM Italia New Listings

## New listings (IPOs and Admissions) as of December 31<sup>st</sup>, 2020 (€m)

Company Name	Business	Transaction Type	First Trading Date	Money Raised	Vendor Placing	Market Cap at listing	Float at listing
Unidata	Telecommunication	IPO	16/03/2020	5.7	0.0	31.7	18.0%
Sebino	Fire Security	IPO	19/06/2020	3.1	0.5	26.6	13.4%
Cy4gate	Software security solution	IPO	24/06/2020	15.8	5.4	47.3	44.7%
Industrie Chimiche Forestali	Adhesive products	Reverse merge	03/08/2020	n.a.	n.a.	n.a.	n.a.
Fabilia	Hotels and resorts	IPO	11/08/2020	1.7	0.0	9.7	17.8%
Sourcesense	Open Source Technology	IPO	12/08/2020	3.0	0.5	10.8	32.5%
Fenix Entertainment	Film Production	IPO	14/08/2020	1.5	0.0	9.5	15.9%
Reti	Business Intelligence and Resource Planning	IPO	10/09/2020	2.5	0.0	12.5	20.0%
Franchi Umberto Marmi	Stone Industry	Business combination with THE SPAC	29/09/2020	n.a.	n.a.	291.6	15.2%
Labomar	Food supplements	IPO	05/10/2020	26.0	3.9	110.9	17.9%
Esi	Energetic projects	IPO	26/10/2020	2.6	0.4	11.5	26.0%
TrenDevice	Reconditioning of telephone devices	IPO	27/10/2020	2.7	0.0	9.9	30.8%
Osai	Automation of industrial processes	IPO	03/11/2020	6.0	1.7	21.0	36.9%
Euro Cosmetic	Cosmetics	IPO	06/11/2020	8.0	0.2	30.0	27.3%
Tecma Solutions	Business Innovation of real estate	IPO	09/11/2020	8.5	0.0	31.5	29.2%
Promotica	Marketing	IPO	27/11/2020	4.2	0.0	28.0	15.0%
Comal	Photovoltaic systems	IPO	16/12/2020	8.0	0.0	23.0	34.8%
Tenax	Manufacturers of 100% electric sweepers and scrubbers	IPO	18/12/2020	2.2	0.0	6.3	31.7%
Igeamed	Corporate healthcare	IPO	22/12/2020	0.389	0.0	3.4	11.5%
MIT Sim	Intermediary specialised in providing investment services	IPO	28/12/2020	2.4	0.0	10.4	22.9%
Convergenze	Internet, Energy and Gas provider	IPO	30/12/2020	2.5	0.3	12.3	21.5%
Planetel	Telecommunications	IPO	30/12/2020	7.6	0.0	23.8	31.8%
Eviso	Electricity supplier	IPO	30/12/2020	8.0	1.0	43.0	20.9%

### 12M 2020:

21 IPOs, including 3 IPOs on AIM PRO (Fenix Entertainment, Igeamed, MIT Sim)

2 admissions: 1 business combination (THE SPAC with Franchi Umberto Marmi) and 1 reverse merge (Industrie Chimiche Forestali)

9 delistings

5 transitions to MTA

Average money raised of €6.5m excluding business combinations

Source: EnVent on public data, Borsa Italiana, websites and Admission Documents - Note: Data include, when applicable, the exercise of greenshoe options

## 2021 AIM Italia New Listings

### New listings (IPOs and Admissions) as of May 31<sup>st</sup>, 2021 (€m)

#### 10 IPOs

**2 delistings (Capital For Progress, Cff),  
2 suspension (Cdr Advance Capital  
and Sirio) and 2 transition to the main  
market (Abitare In and Antares  
Vision)**

**€287m funds in 5M 2021**

Company Name	Business	Transaction Type	First Trading Date	Money Raised	Vendor Placing	Market Cap at listing	Float at listing
Vantea Smart	Information Technology	IPO	27/01/2021	4.4	0.7	26.4	19.2%
Almawave	Artificial Intelligence and natural language analysis	IPO	11/03/2021	27.3	2.7	115.0	24.3%
Casasold	Sale of flats and offices	IPO	18/03/2021	2.7	0.0	7.7	34.9%
A.B.P. Nocivelli	Facility Management	IPO	30/03/2021	9.76	1.3	96	10.15%
Reevo	Cyber security	IPO	06/04/2021	5.5	0.2	36	16,15%
Premia Finance	Consumer Finance	IPO	26/04/2021	1.0	0.0	11	10,04%
Jonix	Air purifier	IPO	04/05/2021	6.2	0.0	26.2	23,58%
Acquazzurra	Sale of advertising spots	IPO	13/05/2021	2.0	0.0	9.0	22,59%
Revo	SPAC	IPO	26/05/2021	220.0	0.0	220.0	100%
G Rent	Short rents	IPO	26/05/2021	3.3	0.0	18.3	17,86%

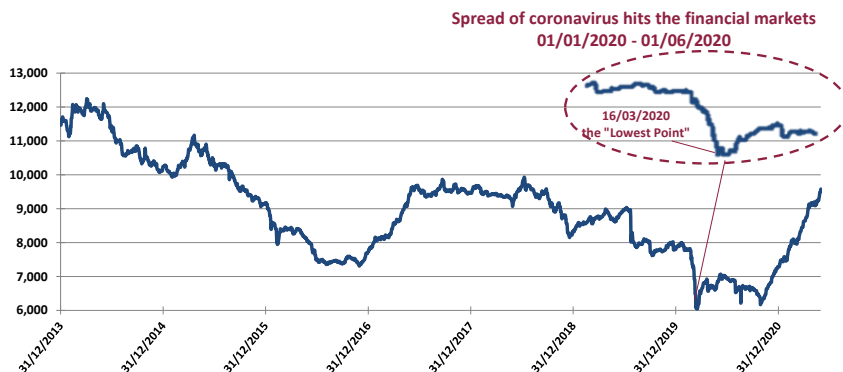
Source: EnVent on public data, Borsa Italiana, websites and Admission Documents - Note: Data include, when applicable, the exercise of greenshoe options

# Stock Market Performance

## AIM Italia index, 31/12/2013 – 31/05/2021

1Y index performance +40%

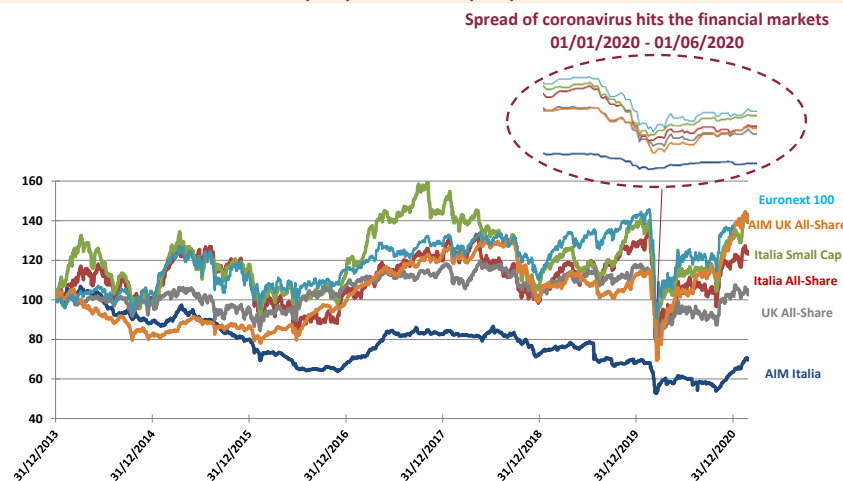
May 2020 – May 2021



Source: EnVent on Bloomberg - Note: FTSE index

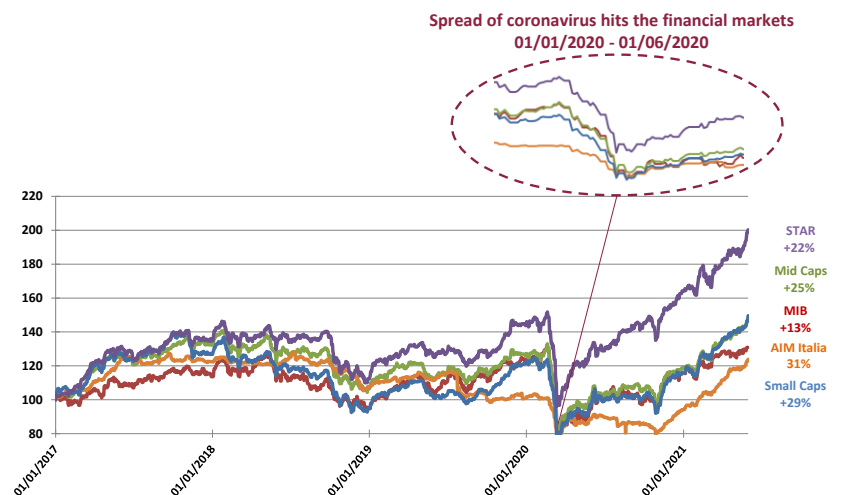
## AIM Italia index vs. Italy and UK reference indices, 31/12/2013 – 31/05/2021

All indices showed a negative performance in 2020, except for FTSE AIM UK All-Share (+21% vs 2019 year-end)



Source: EnVent on Bloomberg - Note: FTSE indices

## AIM Italia and other Italy reference indices since PIR inception, 01/01/2017 – 31/05/2021 (% year to date)



Source: EnVent on Bloomberg - Note: FTSE indices

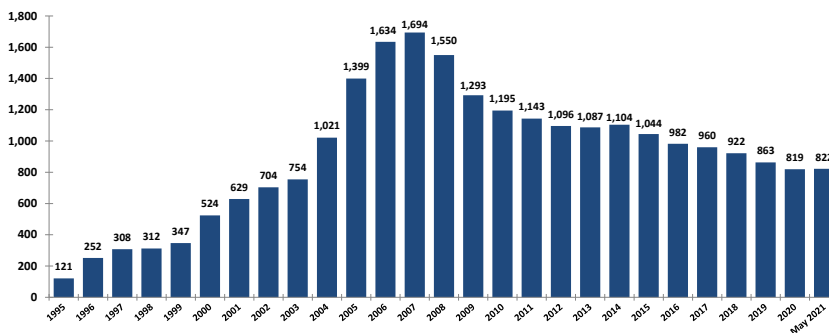
## 2020 AIM UK Snapshot

### AIM UK companies, 1995-May 2021

AIM UK companies, 1995-May 2021

822 listed companies as of  
May 31<sup>st</sup>, 2021, -5% vs year-end 2019

Total market cap: £145bn as of  
May 31<sup>st</sup>, 2021



Source: EnVent on London Stock Exchange data, AIM UK Market Statistics

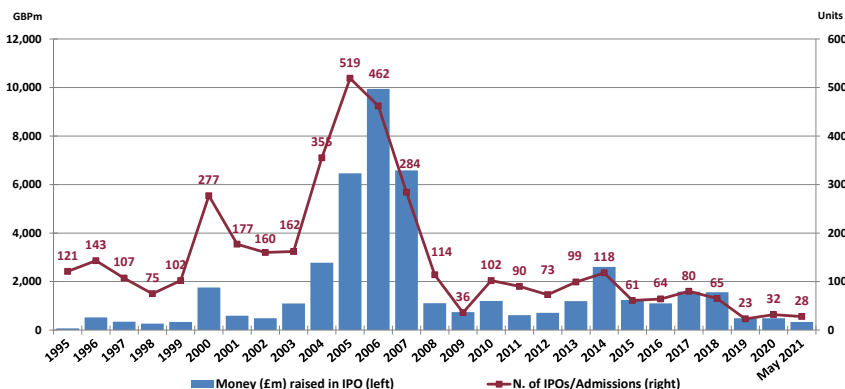
### IPOs/Admissions and Money raised on AIM UK, 1995-May 2021

32 IPOs/Admissions in 2020

76 delistings

Total money raised in IPO in 2020:  
£486.6m

28 IPOs/Admissions and 25 cancellations  
in the first five months of 2021, with a total  
of £334m money raised in IPO



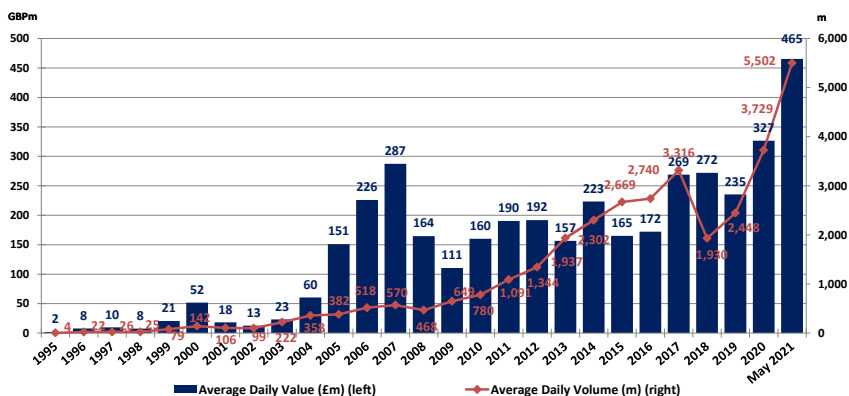
Source: EnVent on London Stock Exchange data, AIM UK Market Statistics

### Average daily value and shares traded on AIM UK, 1995-May 2021

3.7bn average daily shares traded in  
2020

£327m average daily value of shares  
traded as of December 2020

5.50bn average daily shares traded and  
£465 average daily value of shares  
traded in the first five months of 2021



Source: EnVent on London Stock Exchange data, AIM UK Market Statistics

## 2020 Euronext Access and Growth Snapshot

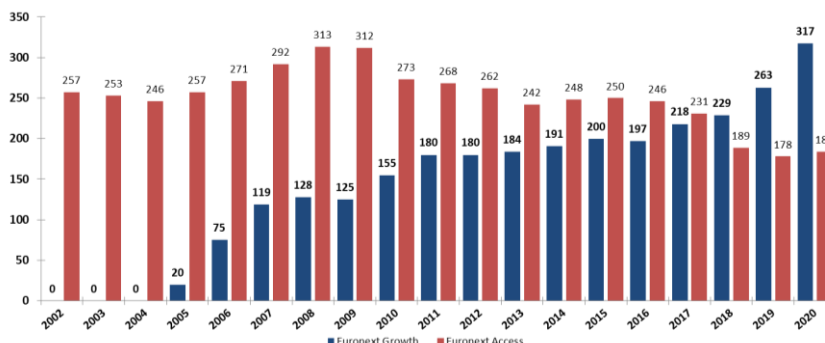
### Euronext Access and Growth companies, 2002-2020

**501 listed companies as of December 31st, 2020, +13.6% vs year-end 2019**

**85% domestic companies**

**Total market cap: €48.7bn, +70% vs 2019**

**Delistings/transfers: 16 on Euronext Growth and 8 on Euronext Access**

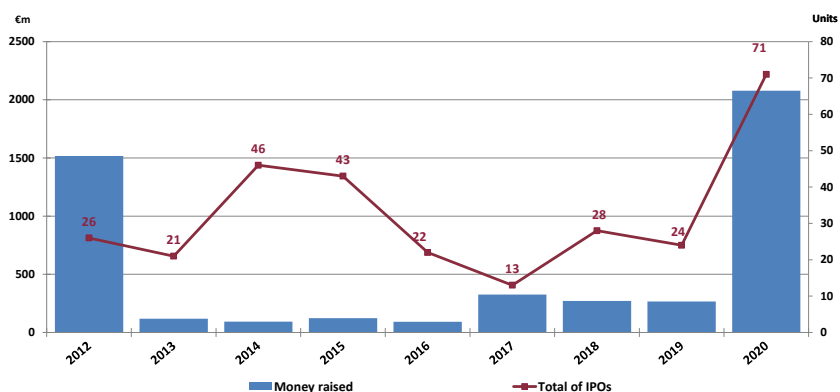


Source: EnVent on Euronext Live markets data, Euronext Fact Book 2020  
Data refers to Euronext Access and Growth Amsterdam, Brussels, Dublin, Lisbon, Oslo and Paris

### IPOs/Admissions and Money raised on Euronext Access and Growth, 2012 - 2020

**71 IPOs/Admissions in 2020**

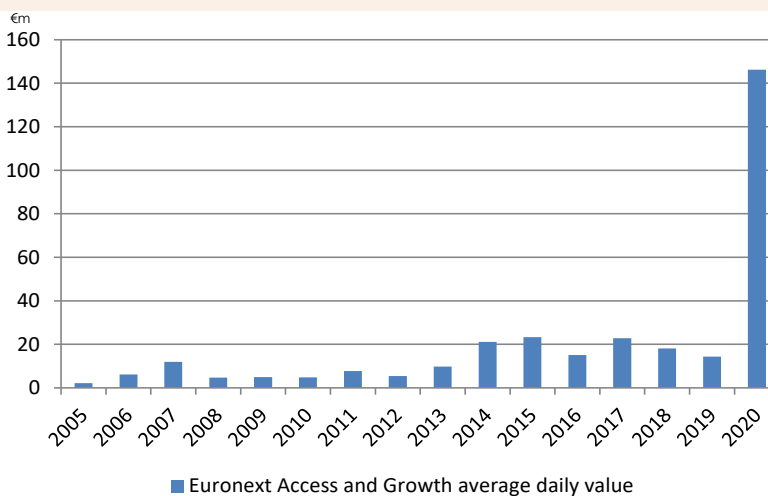
**Total money raised in IPO in 2020: €2.08bn on Euronext Growth (no money raised on Euronext Access)**



Source: EnVent on Euronext Live markets data, Euronext Fact Book 2020  
Data refers to Euronext Access and Growth Amsterdam, Brussels, Dublin, Lisbon, Oslo and Paris

### Euronext Access and Growth average daily value, 2005 - 2020

**€146.3m average daily value in 2020, +923% vs 2019**



Source: EnVent on Euronext Live markets data, Euronext Fact Book 2020  
Data refers to Euronext Access and Growth Amsterdam, Brussels, Dublin, Lisbon, Oslo and Paris



## Glossary

<b>ADMISSION</b>	Transfers and just listings from other markets
<b>CAPITAL RAISE/INCREASE</b>	Money raised by a company through a right assigned to existing shareholders or reserved to new shareholders to underwrite additional new issued shares at a determined price
<b>CORPORATE BOND</b>	Debt securities issued by a company
<b>FLOAT</b>	Ordinary shares available for trading on the market, owned by non-significant shareholders (stakes under 5% of share capital on AIM Italia)
<b>GREENSHOE OPTION</b>	Also referred to as over-allotment option, it is granted by the Issuer to the Global Coordinator, giving the faculty to increase the size of the IPO by the sale of additional existing shares
<b>IPO</b>	Initial Public Offer: sale of ordinary shares of a private company on the equity capital market within the listing process on a stock exchange
<b>MARKET CAPITALIZATION/CAP</b>	Total market value of 100% Equity of a company listed on a stock exchange
<b>MONEY RAISED</b>	Funds collected in IPO by a private company from the underwriting of new issued shares
<b>SPAC (Special Purpose Acquisition Company)</b>	New company usually formed for the sole purpose of raising capital to identify and acquire a suitable business opportunity
<b>VELOCITY TURNOVER</b>	Ratio of total traded shares to total ordinary shares in a given period
<b>VENDOR PLACING</b>	Funds collected in IPO (or in other placement) by existing shareholders of a company from the sale of existing shares and from the greenshoe option exercise
<b>VOLUMES</b>	Number of financial instruments traded in a certain period
<b>WARRANT</b>	Derivative financial instrument giving the holder the right to underwrite new issued shares of a company at a determined price within a certain time frame

## DISCLAIMER

This publication has been prepared by the Research & Analysis Division of EnVent Capital Markets Limited ("EnVent Capital Markets") with the purpose to convey selected information about the AIM Italia market, compared to the AIM UK market, to our clients, partners and our network of professional contacts. EnVent Capital Markets Limited is authorised and regulated in the United Kingdom by the Financial Conduct Authority (Reference no. 651385).

EnVent Capital Markets does not intend to provide any recommendation about the capital market predictions and about the future results of analysed companies, but only a static description of AIM Italia trends observed in the reference period. It is not, under any circumstances, intended for distribution to the general public. Accordingly, this document is only being communicated to persons and residents in UK to whom it may lawfully be issued under The Financial Services and Markets Act 2000 and COBS 4.12 of the FCA's New Conduct of Business Sourcebook. For residents in Italy, this document is intended for distribution only to professional clients and qualified counterparties as defined in Consob Regulation n. 16190 of the 29th October 2007, as subsequently amended and supplemented.

No part of this document may be reproduced in any manner without the written permission of EnVent Capital Markets.

This publication has been drawn up on the basis of public information provided by business information service companies (Bloomberg, S&P Capital IQ, Bureau van Dijk) and by other public sources (official websites, companies' Admission Documents, Borsa Italiana website, London Stock Exchange website and press releases), on which EnVent Capital Markets has not performed an independent verification. Although EnVent Capital Markets makes every reasonable endeavour to obtain information from sources that it deems to be reliable, it accepts no responsibility or liability as to the completeness, accuracy or exactitude of information provided, nor regarding the data, analysis, comments and elaborations herein included.

This publication does not represent to be, nor can it be construed as being, an offer or solicitation to buy, subscribe or sell financial products or instruments, or to execute any operation whatsoever concerning such products or instruments.

A marketing communication under FCA rules, this document has not been prepared in accordance with the legal requirements designed to promote the independence of investment research and is not subject to any prohibition on dealing ahead of the dissemination of investment research.

This publication shall not in any case be used as basis of an investment decision by persons that, in case, will have to conduct independent research and analysis before taking any investment decision at their sole responsibility. The price of the investments and the income derived from them can go down as well as up, and investors may not get back the amount originally invested.

The access to other information providers or a different analysis of available data may lead to observations even remarkably different from those contained in this publication.

This document and its contents do not, and are not intended to, constitute, or form any part of, an offer for sale, invitation to subscribe for or purchase or otherwise acquire transferable securities within the meaning of sections 85 and 102B of the Financial Services and Markets Act 2000, as amended ("FSMA") or according to Italian Legislative Decree no. 58/98 art. 1, clause 1, let. t), as subsequently amended and supplemented. The information does not represent any expression of negotiation willingness.

### Contacts

**Franco Gaudenti**

Chief Executive Officer

[fgaudenti@eventcapitalmarkets.co.uk](mailto:fgaudenti@eventcapitalmarkets.co.uk)
**Paolo Verna**

Director

Head of Equity Capital Markets

[pverna@eventcapitalmarkets.co.uk](mailto:pverna@eventcapitalmarkets.co.uk)

### EnVent Capital Markets Limited

42 Berkeley Square - W1J 5AW London

Phone +44 (0) 2035198451

[envent@eventcapitalmarkets.uk](mailto:envent@eventcapitalmarkets.uk)
[www.eventcapitalmarkets.co.uk](http://www.eventcapitalmarkets.co.uk)
